



# ProductInfo No. 1-2021

9<sup>th</sup> March 2021 / LOGSTOR

---

## UPDATES OF LOGSTOR PRODUCT ASSORTMENT

---

2021 has gotten off to a good start, and we have some exciting news we want to inform you of.

Please find enclosed ProductInfo No. 1-2021 with updates on

- A new flexible pressure tool for EWJoint  $\varnothing 225 - 800$  mm
- Change in documentation of the welding process, when installing weld joints
- Y-Joint for flexible systems
- The concept „BandJoint-branch Flextra”

If you have questions, you are of course welcome to contact your usual contact person or the undersigned.

Best regards,

LOGSTOR A/S

Peter Jorsal  
Product & Academy Manager

## New flexible pressure tool for EWJoint ø225 – 800 mm

In 2020 we launched the new flexible pressure tool for BandJoints in dimensional range ø225 – 800 mm casing.

The feedback from the casing joint fitters has been very positive as regards its low weight, the fact that one tool covers all dimensions, and the weld quality.

In the intervening time it has become a great wish from customers and casing joint fitters to have a similar type of pressure tool for our weld joint „EWJoint”.


## We are now ready to deliver a flexible pressure tool for EWJoint ø225 – 800 mm



Handle with pressure bands, used for EWJoint



Position of wedge under handle



Wedge

## The properties and customer values of the new pressure tool


- High-quality welding
  - The right pressure in the welding zone (1.5 bar) during the welding process is ensured by means of an air pressure, which is automatically checked in WeldMaster/WeldMaster Light
- Optimal working environment for the casing joint fitter
  - The weight of the single parts of the pressure tool is lower
- High focus on safety
  - There is a safety valve on the pressure band, ensuring a high safety during the installation
- Lower investment in pressure tools
  - One flexible tool for EWJoint in all dimensions between ø225 – 800 mm
  - The same tool is used for all dimensions

Pressure tools for EWJoint ø90 – 200 and ø900 – 1400 are unchanged. Likewise the mechanical pressure tool for the dimensional range ø225 – 800 mm is still available.


## Details on the new flexible pressure tool

The new flexible pressure tool consists of the following parts:

**Flexible pressure tool EWJoint  
ø225 – 800 mm  
Product No 90500000000022**




**Handle with pressure band for  
flexible tool (circumferential)  
Product No. 90500000000008**



**Pressure band for flexible tool  
ø225 – 800 mm (circumferential)  
Product No. 90500000000006**



**EW wedge, set  
Product No. 90500000000021**



## Required pressure on pressure bands

The pressure on pressure bands is 1.5 bar. It must always be checked on the PDA that the pressure is 1.5 bar.

WeldMaster/WeldMaster Light monitors that the pressure is kept within the allowable tolerances during the welding process.

Naturally, we have documented the use of the new flexible pressure tool via an extensive test program in relation to the standard for joints EN489:2019.

## Update of PDA

The update of the PDA, enabling the fitter to install EWJoints with the new flexible pressure tool takes place automatically. When the casing joint fitter starts the PDA, a message will appear on the PDA about the possibility to install EWJoints with the new pressure tool.

## Installation instructions

The installation instructions for the new flexible pressure tool are available under "Catalogues and documentation" on our website.

In addition, our Weld Joint Manual will naturally also be updated to include the new flexible pressure tool.

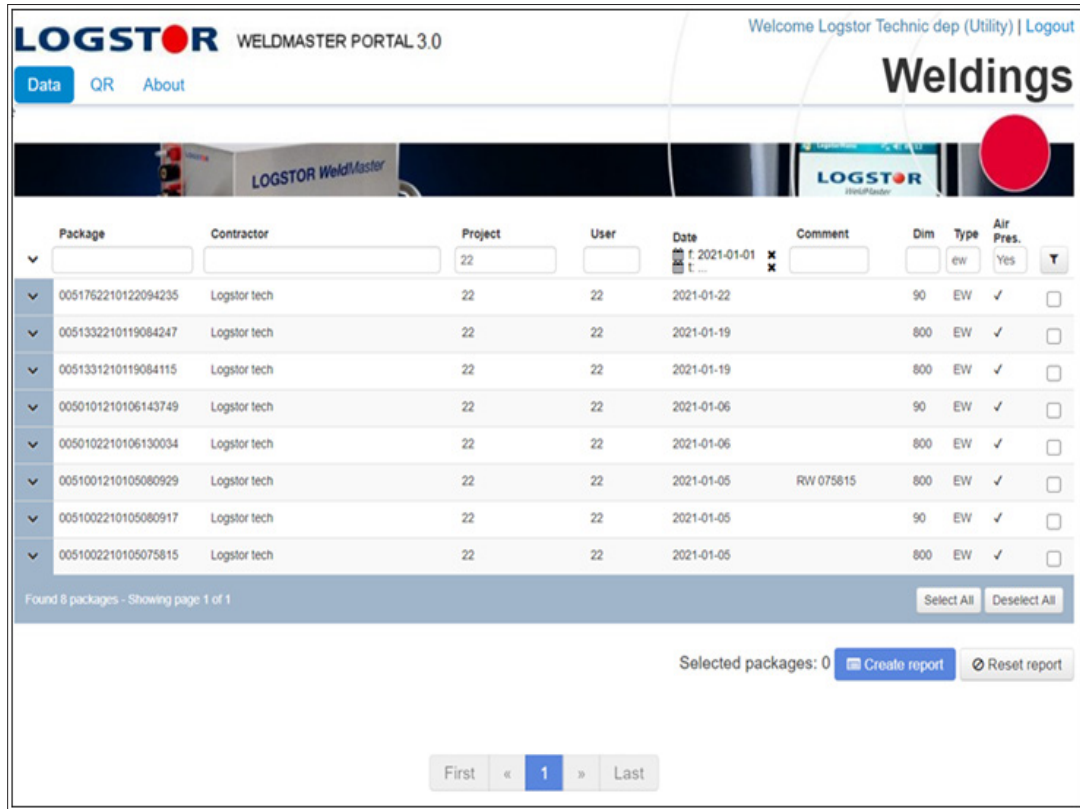
The normal procedure for installation of LOGSTOR weld joints with the WeldMaster is to scan the 2D bar code.

If the weld joint is the EWJoint type, below display will appear on the PDA, where the fitter must decide whether installation will be done with the new flexible pressure tool or not. (display to the left).

If EWJoint is chosen with the new pressure tool, this will appear on the PDA as "Air pressure tool". (display to the right).



The WeldMaster documentation will also be updated, making it possible for EWJoint to see, whether its installation has been carried out with the new flexible pressure tool. See below illustration.



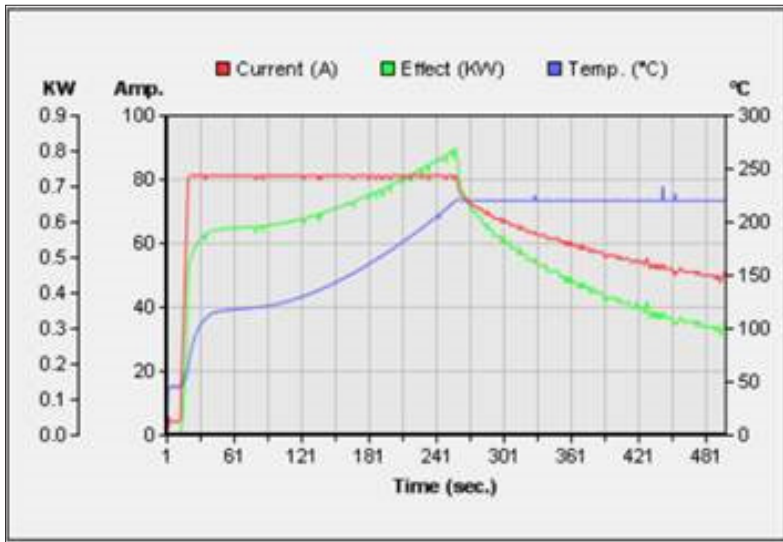
The screenshot displays the 'Weldings' section of the LOGSTOR WELDMASTER PORTAL 3.0. The interface includes a header with the LOGSTOR logo, 'WELDMASTER PORTAL 3.0', and a user greeting 'Welcome Logstor Technic dep (Utility) | Logout'. Below the header, there are navigation tabs for 'Data', 'QR', and 'About'. The main content area features a table with columns for Package, Contractor, Project, User, Date, Comment, Dim, Type, and Air Pres. The table lists 8 packages, all with 'Logstor tech' as the contractor and '22' as the project. The dates range from 2021-01-05 to 2021-01-22. The dimensions are either 90 or 800, and the type is 'EW'. The 'Air Pres.' column has a 'Yes' checkbox, which is checked for all entries. At the bottom of the table, there are buttons for 'Select All' and 'Deselect All'. Below the table, it says 'Found 8 packages - Showing page 1 of 1'. There are also buttons for 'Create report' and 'Reset report'. At the very bottom, there are navigation buttons for 'First', '1', and 'Last'.

Package	Contractor	Project	User	Date	Comment	Dim	Type	Air Pres.
0051762210122094235	Logstor tech	22	22	2021-01-22		90	EW	✓
0051332210119084247	Logstor tech	22	22	2021-01-19		800	EW	✓
0051331210119084115	Logstor tech	22	22	2021-01-19		800	EW	✓
0050101210106143749	Logstor tech	22	22	2021-01-06		90	EW	✓
0050102210106130034	Logstor tech	22	22	2021-01-06		800	EW	✓
0051001210105080929	Logstor tech	22	22	2021-01-05	RW 075815	800	EW	✓
0051002210105080917	Logstor tech	22	22	2021-01-05		90	EW	✓
0051002210105075815	Logstor tech	22	22	2021-01-05		800	EW	✓

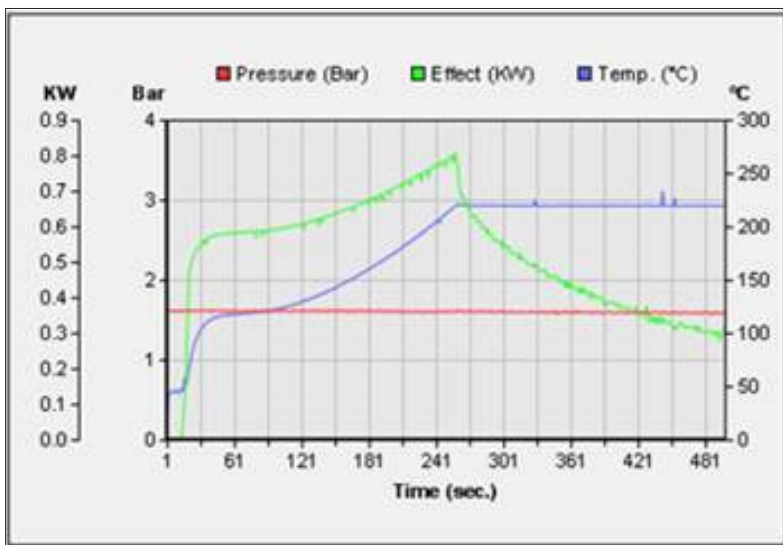
## Training of casing joint fitters

The new flexible pressure tool for EWJoint will be included in future LOGSTOR weld joint courses. Casing joint fitters with a valid weld joint certificate, who are to install EWJoints with the new pressure tools, should contact LOGSTOR Academy for a demonstration of the new tool.

## Change in the documentation of the welding process, when installing the weld joints, BandJoint and EWJoint



So far current, effect, and temperature over time have appeared from the documentation of the welding process. See illustration.



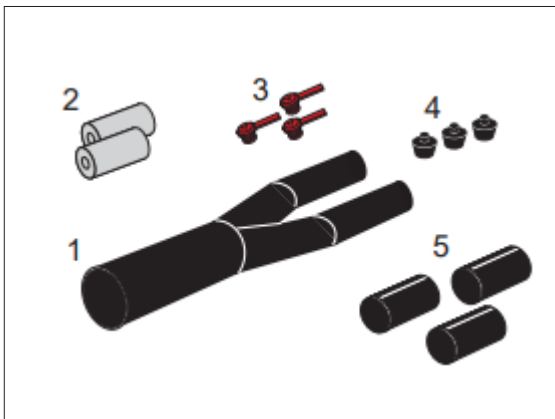
This is changed so the pressure in the welding zone, effect, and temperature over time appear. This applies to EWJoints as well as BandJoints. See illustration.

For dimensions, where air pressure is not used to generate a pressure in the welding zone, the pressure will be 0 bar.

## New Y-Joint for LOGSTOR FlexPipe systems

We have launched a new Y-Joint for our FlexPipe system.

The Y-Joint is a double sealed shrink joint, used as a means of transition between TwinPipe and single pipe.



The Y-Joint consists of:

1. Sleeve with integrated sealing compound
2. Pipe insulation
3. Venting plugs
4. Weld plugs
5. Collars

### Properties and customer advantages of the Y-Joint

- Long and faultless service life
  - Y-Joint is double sealed
  - All three ends of the casing joint are shrinkable and with integrated mastic
- Short installation time
  - Quick installation compared to a pre-insulated solution
- Lower total costs
  - Lower total costs than similar solution with a pre-insulated fitting
- Comprehensive dimensional range
  - Can be used on existing pipes with casing dimensions  $\varnothing 66$  mm and  $\varnothing 77$  mm

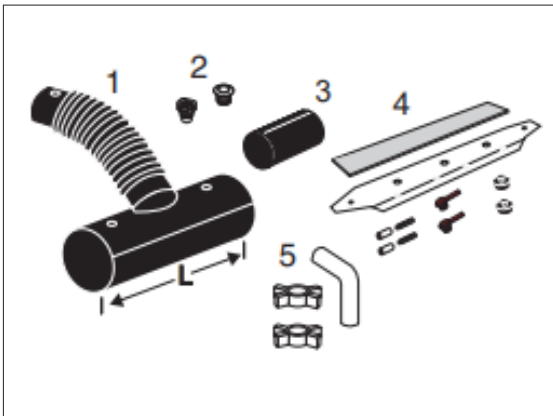
### Documentation

Product Catalogue, Handling & Installation, and LOGSTOR FlexPipe Handbook are up-to-date.

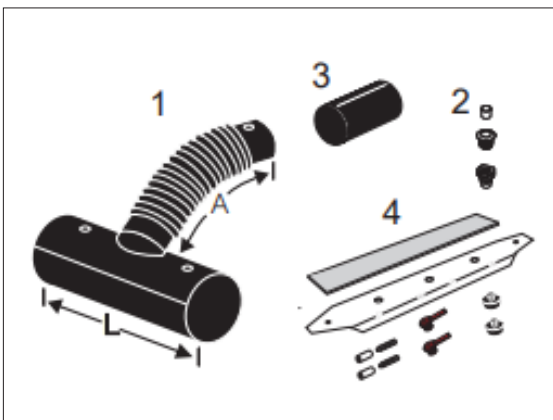
## The concept „BandJoint-branch Flextra”

We have completed our BandJoint-branch Flextra concept, so it can be used as follows:

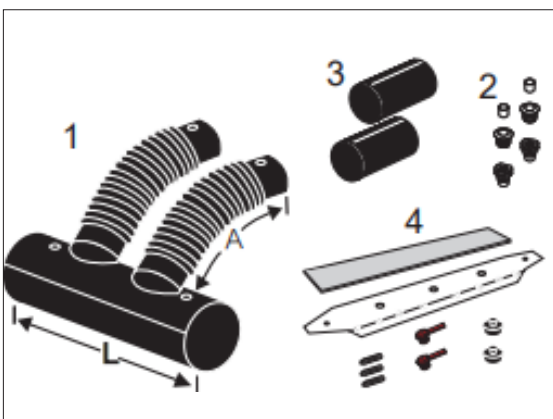
- Branching from single pipe to single pipe
- Branching from TwinPipe to TwinPipe
- Branching from TwinPipe to single pipe



BandJoint-branch Flextra Single pipe/Single pipe  
Main pipe 125 – 315 mm casing  
Branch 90 – 125, 140 – 160 mm casing



BandJoint-branch Flextra TwinPipe/TwinPipe  
Main pipe 125 – 710 mm casing  
Branch 90 – 125, 140 – 160 mm casing



BandJoint-branch Flextra TwinPipe/Single pipe  
Main pipe 125 – 710 mm casing  
Branch 90 – 125, 140 – 160 mm casing



BandJoint-branch Flextra consists off:

1. BandJoint-branch
2. Venting and expansion plug for the branch
3. Collar for the branch
4. Accessories set
5. 45° and 90° connecting piece with spacers (only for single pipe/single pipe)

### **Properties and customer advantages of the BandJoint-branch Flextra**

- Lower total costs than similar pre-insulated fitting
  - The branch is cross-linked and corrugated, resulting in a high flexibility
  - Can be installed as a parallel T-joint, a 45° T-joint, and a straight T-joint
- Long and faultfree service life
  - A welded joint solution on the main pipe
  - The cross-linked branch is robust during handling and installation
  - The branch is double sealed

### **Documentation**

Product Catalogue and Weld Joint Manual are up-to-date.